

Standard Series

BS12-7 UPS 12V 7.2Ah

P1272 (12V7.2A)

Specifications

Nominal Voltage		12 V
Capacity (25°C)	20HR(10.5V)	7.2Ah
	10HR(10.5V)	6.7Ah
	1HR(9.60V)	4.68Ah
Dimension	Length	151 ± 1.5mm (5.94inch)
	Width	65 ± 1mm (2.56inch)
	Height	94 ± 1mm (3.70inch)
	Total Height	100 ± 1mm (3.94inch)
Approx. Weight		2.26kg (4.97lbs) ± 5%
Terminal type		T1/T2
Internal resistance (Fully charged, 25°C)		Approx. 28mΩ
Capacity affected by temperature (20HR)	40°C	102%
	25°C	100%
	0°C	85%
	-15°C	65%
Self-discharge (25°C)	3 month	Remaining Capacity: 91%
	6 month	Remaining Capacity: 82%
	12 month	Remaining Capacity: 65%
Nominal operating temperature		25°C ± 3°C (77°F ± 5°F)
Operating temperature range	Discharge	-15°C ~ 50°C (5°F ~ 122°F)
	Charge	-10°C ~ 50°C (14°F ~ 122°F)
	Storage	-20°C ~ 50°C (-4°F ~ 122°F)
Float charging voltage(25°C)		13.60 to 13.80V Temperature compensation: -18mV/°C
Cyclic charging voltage(25°C)		14.50 to 14.90V Temperature compensation: -30mV/°C
Maximum charging current		2.16A
Terminal material		Copper
Maximum discharge current		108A (5 sec.)
Designed floating life(20°C)		5 years

- ◆ Absorbent glass mat technology;
- ◆ Recognized by UL & CE;
- ◆ ABS container.

Constant Current Discharge Characteristics (A, 25°C)

F.V/TIME	5min	10min	15min	30min	60min	2h	3h	4h	5h	10h	20h
9.60V	27.4	17.3	13.7	7.63	4.68	2.56	1.84	1.47	1.25	0.68	0.37
9.90V	26.5	16.8	13.4	7.48	4.61	2.54	1.83	1.46	1.24	0.68	0.36
10.2V	25.4	16.1	12.9	7.25	4.49	2.52	1.81	1.45	1.23	0.67	0.36
10.5V	24.4	15.4	12.4	7.07	4.40	2.48	1.80	1.44	1.22	0.67	0.36
10.8V	23.0	14.5	11.8	6.82	4.27	2.42	1.75	1.40	1.19	0.66	0.35

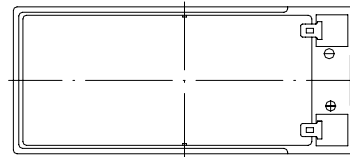
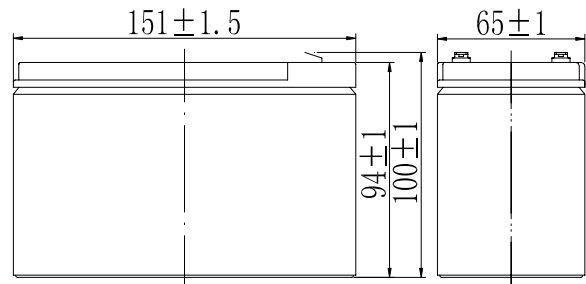
Constant Power Discharge Characteristics (Watt, 25°C)

F.V/TIME	5min	10min	15min	30min	60min	2h	3h	4h	5h	10h	20h
9.60V	305	195	156	87.5	54.2	29.9	21.8	17.5	14.9	8.16	4.38
9.90V	296	189	152	85.7	53.4	29.7	21.7	17.4	14.8	8.12	4.37
10.2V	284	181	147	83.1	52.0	29.5	21.5	17.3	14.7	8.08	4.35
10.5V	272	173	142	81.1	51.0	29.0	21.4	17.2	14.6	8.04	4.32
10.8V	256	164	134	78.1	49.4	28.3	20.7	16.6	14.2	7.87	4.23

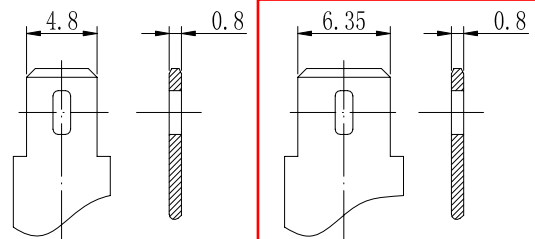
Note: The above characteristics data can be obtained within three charge/discharge cycles.



Dimensions



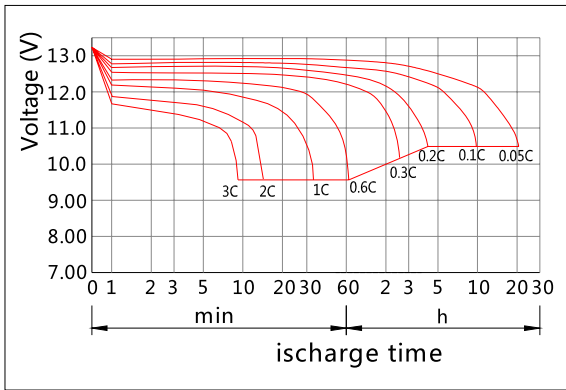
Terminal



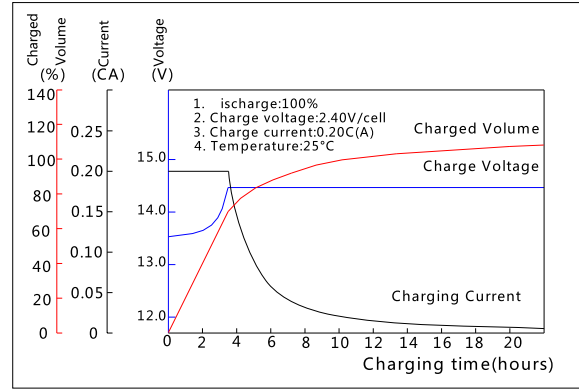
Terminal T1

Terminal T2

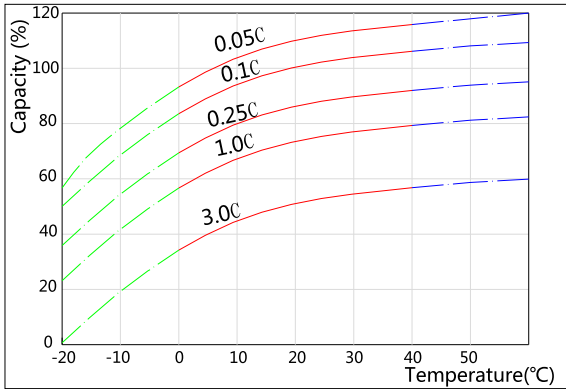
Disc arg C aract ristics(25°C)



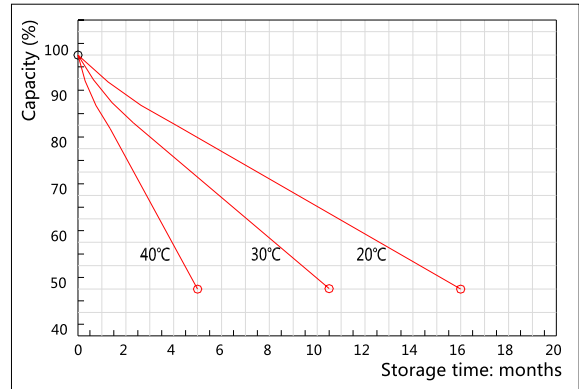
C argi g C aract ristics(25°C)



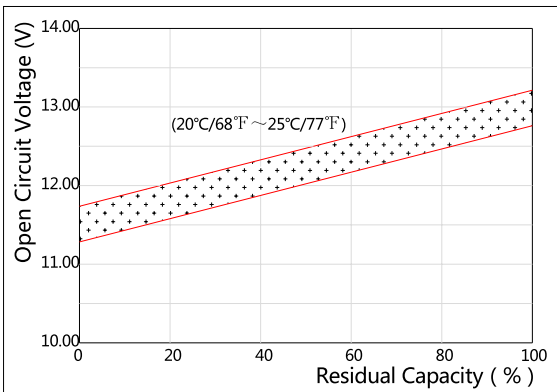
Eff ct of mp ratur o Capacity



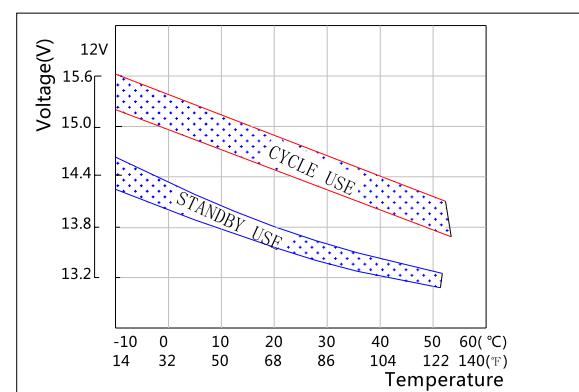
S lf-disc arg C aract ristics



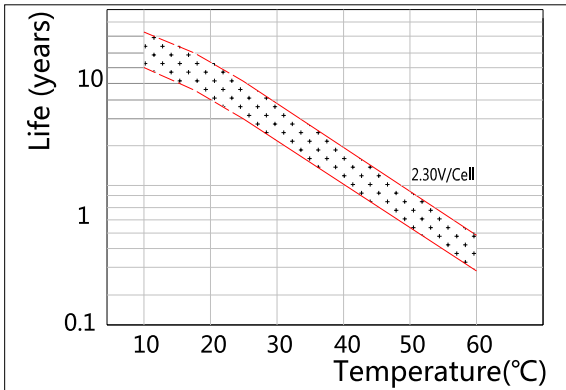
R latio s ip for Op Circuit Voltag and R sidual Capacity (25°C)



R latio s ip for C argi g Voltag a d mp ratur



loati g Lif o mp ratur



Cycl Lif o D.O.D(25°C)

