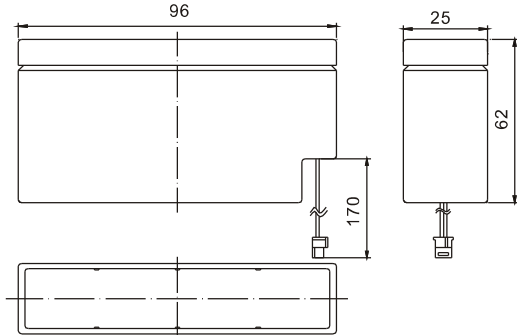


Standard Series BS12-0.7 12V0.7Ah



Dimension(mm)



Plug Terminal



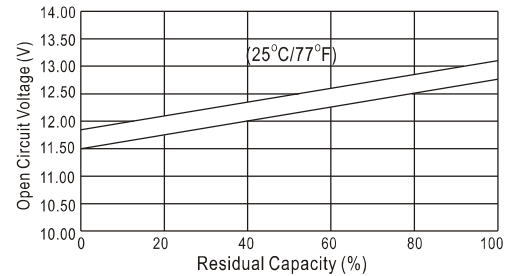
Specification

Nominal Voltage	12 V	
Capacity(20HR, 25 °C)	0.8 Ah	
Dimension	Length	96mm (3.78inch)
	Width	25mm (0.98inch)
	Height	62mm (2.44inch)
	Total Height	62mm (2.44inch)
Approx. Weight	0.34kg (0.75lbs)	

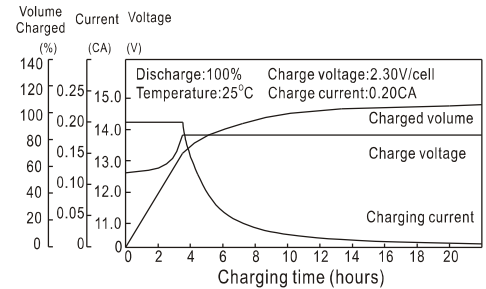
Characteristics

Capacity 20 (68H) To 1.70V/Cell	20 hour rate	0.8Ah
	10 hour rate	0.7Ah
	5 hour rate	0.6Ah
	1 hour rate	0.44Ah
	15 min rate	0.3Ah
Internal resistance(Fully charged, 25 °C)	Approx. 260m	
Capacity affected by temperature (20HR)	40	102%
	25	100%
	0	85%
	-15	65%
Self-discharge (25 °C)	3 month	Remaining Capacity: 91%
	6 month	Remaining Capacity: 82%
	12 month	Remaining Capacity: 65%
Nominal operating temperature	25 3 (77H 5H)	
Operating temperature range	-15 ~50 (5H ~122H)	
Float charging voltage(25 °C)	13.60 to 13.80V	
Cyclic charging voltage(25 °C)	14.50 to 14.90V	
Maximum charging current	0.24A	
Terminal material	Plug	
Maximum discharge current	12A(5 Sec.)	

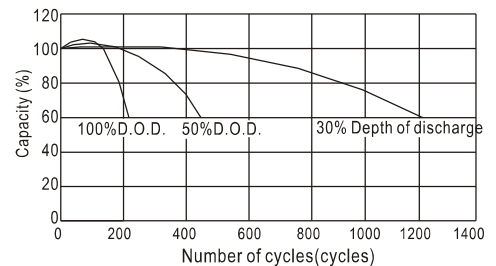
The Relationship for Open Circuit Voltage and Residual Capacity (25°C)



Charging Characteristics(25°C)



Cycle Life(25°C)



Constant Current Discharge Characteristics (A, 25°C)

F.V/TIME	5min	10min	15min	30min	60min	3h	5h	10h	20h
9.60V	2.60	1.60	1.26	0.73	0.46	0.18	0.12	0.07	0.04
10.2V	2.47	1.52	1.21	0.70	0.44	0.18	0.12	0.07	0.04
10.8V	2.32	1.43	1.15	0.67	0.42	0.18	0.12	0.07	0.04

Constant Power Discharge Characteristics (Watt, 25°C)

	5min	10min	15min	30min	60min	3h	5h	10h	20h
29.0	18.0	14.4	8.37	5.33	2.17	1.45	0.85	0.49	
27.6	17.1	13.8	8.03	5.11	2.14	1.43	0.85	0.48	
25.9	16.1	13.1	7.63	4.86	2.10	1.40	0.85	0.48	

