

## 2.4G Sunrise Remote (Color Temp.)

Model No.: S1-B / S1-W / S1-G  
Cod. AV6168XIAA - AV6169XIAA

### Product Features

This product adopt world-wide used 2.4GHz frequency, GFSK control method, with features of low power consumption, long distance transmitting, strong anti-interference and fast communication rate. It can control color temperature and brightness of Mi-Light / MiBoxer 2.4G smart light.

### Product Parameters

Model No.: S1-B / S1-W / S1-G

Working Voltage: 3V(AAA battery\*2PCS)

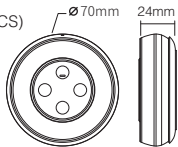
Transmitting Power: 6dBm

Standby Power: 20uA

RF: 2.4GHz

Modulation Method: GFSK

Control Distance: 30m



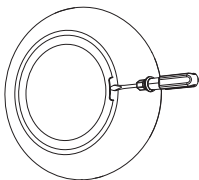
### Button Diagram



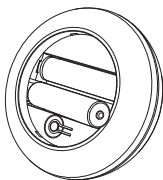
Touch ring: brightness, color temperature, use together.  
(It turns to adjust brightness by default if remote is not operated for 3 seconds)

### Install Battery

**Note: 2\*AAA Battery need to buy separately**





1. Open battery cover behind remote.



2. Install battery correctly and close battery cover.

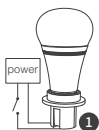
## Function Description

- Adjust color temperature  
Short press **(CCT)** key once, then touch  to adjust color temp.
- Adjust brightness  
Short press **(DIM)** key once, then touch  to adjust brightness.

## Linking Code / Unlinking Code Instructions

You can control lights after linking remote with light.

### Linking Code Instructions



Switch off light after 10 seconds, then switch on again.

Link/Unlink button



Short press "ON" button 3 times within 3 seconds when light on.

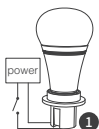


Lights blink 3 times slowly means linking is done successfully.



Linking failed if light is not blinking slowly, Please follow above steps again. (Note: lights that have linked can't link again)

### Unlinking Code Instructions




Switch off light after 10 seconds, then switch on again.

Link/Unlink button



Short press "ON" button 5 times within 3 seconds when light on.



Lights blink 10 times quickly means unlinking is done successfully.



Unlinking failed if light is not blinking quickly, Please follow above steps again. (Note: lights haven't linked that don't need to unlink)

## Attention

1. If indicator light flashes quickly when using, please replace battery in time. Do not use poor quality battery in case of leaving out liquid to damage remote.
2. Do not use remote in a large-scale metal area or an area with strong electromagnetic waves nearby, otherwise will affect communication distance seriously .



Made in China