



Codice: AV5536XIAA


IP Rate: IP66
RGB+CCT Smart LED Garden Light


Model No.: FUTC01 / FUTC02 / FUTC03 / FUTC05 / FUTC09


Features


 RGB+CCT
16 Millions of colors to choose


 Color temperature
2700~6500K

 Dimmable
Saturation control


 2.4G RF wireless transmission
technology

 Signal transmitting &
Modes synchronization

 Remote control
Control distance 30m

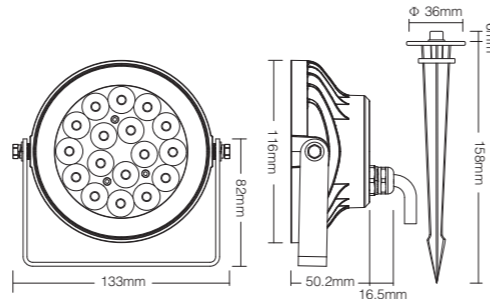
 Smart phone App control
(2.4GHz gateway is needed)

 Support third party voice control
(2.4GHz gateway is needed)

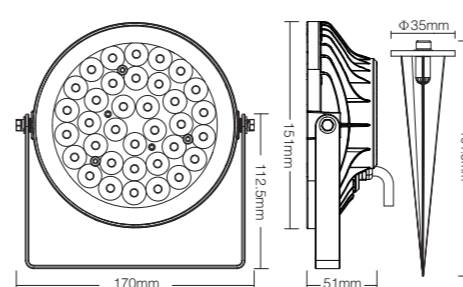
 Waterproof and dustproof
grade IP66

Parameters

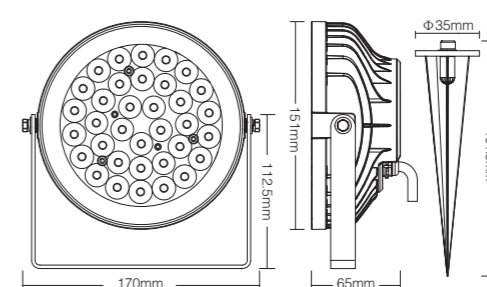
Model No.	FUTC01	FUTC02
Input Voltage	DC 24V	100-240V~ 50/60Hz
Rated Current	0.41A	0.18A
Power	9W	9W
PF	—	>0.5
Working Temp.	-20~45°C	-20~45°C
Color Temp.	2700~6500K	2700~6500K
CRI	>80	>80
Luminous Flux	900LM	900LM
Light Efficiency	100LM/W	100LM/W
Lifespan	50000 hours	50000 hours
Beam Angle	15°	15°
Illumination Distance	>10m	>10m
IP Rate	IP66	IP66
RF	2.4GHz	2.4GHz
Control Distance	30m	30m



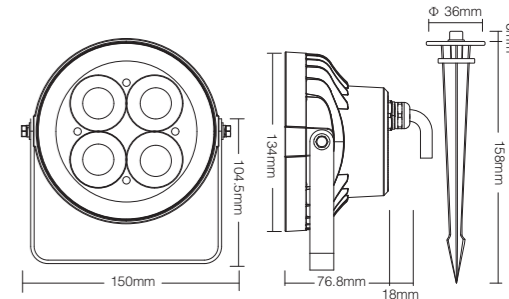
Model No.	FUTC03
Input Voltage	100-240V~ 50/60Hz
Rated Current	0.26A
Power	15W
PF	>0.5
Working Temp.	-20~45°C
Color Temp.	2700~6500K
CRI	>80
Luminous Flux	1500LM
Light Efficiency	100LM/W
Lifespan	50000 hours
Beam Angle	15°
Illumination Distance	>10m
IP Rate	IP66
RF	2.4GHz
Control Distance	30m



Model No.	FUTC05
Input Voltage	100-240V~ 50/60Hz
Rated Current	0.42A
Power	25W
PF	>0.5
Working Temp.	-20~45°C
Color Temp.	2700~6500K
CRI	>80
Luminous Flux	2100LM
Light Efficiency	85LM/W
Lifespan	50000 hours
Beam Angle	15°
Illumination Distance	>15m
IP Rate	IP66
RF	2.4GHz
Control Distance	30m



Model No.	FUTC09 / AV5536XIAA
Input Voltage	100-240V~ 50/60Hz
Rated Current	0.35A
Power	18W
PF	>0.5
Working Temp.	-20~45°C
Color Temp.	2700~6500K
CRI	>80
Luminous Flux	1500LM
Light Efficiency	85LM/W
Lifespan	50000 hours
Beam Angle	25°
IP Rate	IP66
RF	2.4GHz
Control Distance	30m

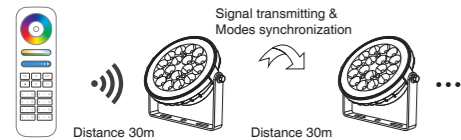


Signal transmitting

One lighting fixture can transmit the signals from the remote control to another lighting fixture within 30m, as long as there is a lighting fixture within 30m, the remote control distance can be limitless.

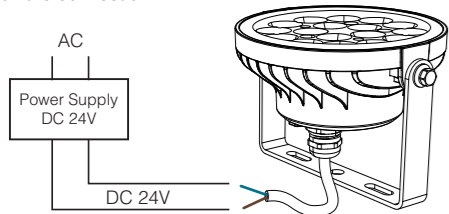
Modes synchronization

Different lighting fixture can work synchronously when they are started at different times, controlled by the same remote, under same dynamic mode and within 30m distance.

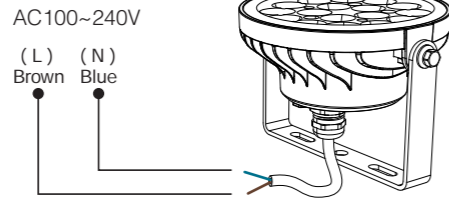


FUTC01 Connection diagram

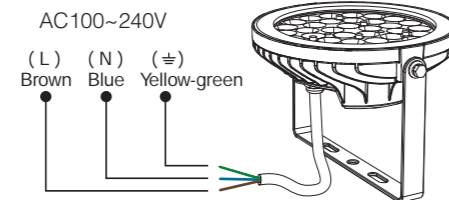
Input Voltage DC 24V, don't need to distinguish polarity on the connection



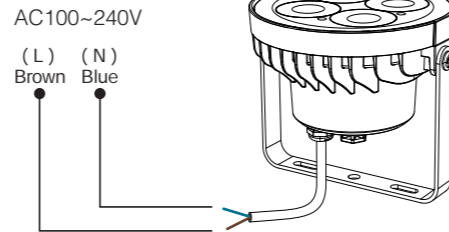
FUTC02 Connection diagram



FUTC03 / FUTC05 Connection diagram

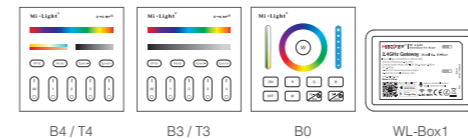


FUTC09 Connection diagram



Link/Unlink

Compatible with these remote controls (Purchased separately)



NOTE:
Lighting can be working after linking with remote; for more details, pls read the remote instruction.

Dynamic Mode Sheet

Number	Dynamic Mode	Brightness / Saturation / Speed
1	Mardi Gras	Adjustable
2	Automatic color change	
3	Sam	
4	Gemstone	
5	Twilight	
6	American	
7	Fat Tuesday	
8	Party	
9	Slow Color Splash	

Attention

- When install the lighting fixtures, pls switch off the power to make sure the safety.
- Please check whether the input voltage supply is in accordance with the lighting fixtures, and please check the connection of both the cathode and anode.
- Non-professional user cannot dismantle the lighting fixtures directly, otherwise, it may cause fire and electric shock.

- Please do not use lighting fixtures around the mental area and high magnetic field, otherwise, it will badly affect the control distance.
- Users must be correct, strict and solid to install the lighting fixtures; do not use the lighting fixtures on strenuous vibration area.
- The lighting fixtures will be heating on working, pls do not cover the lighting housing.