











**RGB+CCT LED Garden Light**  
**AV5535XIAA**

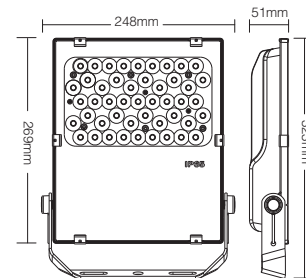
## Features

This product is made of a aluminium alloy covers with fashionable appearance, waterproof and dustproof, energy saving and environmental protecting, etc features. Widely used on park, apartment, gardens and street, etc.

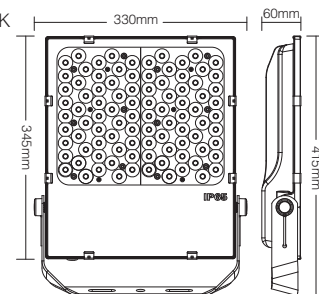
-  RGB+CCT  
16 Millions of colors to choose
-  Color temperature  
2700~6500K
-  Dimmable  
Saturation control
-  2.4G  
2.4G RF wireless transmission technology
-  Signal transmitting &  
Modes synchronization
-  Remote control  
Control distance 30m
-  Smart phone APP control  
(2.4GHz gateway is needed)
-  Support third party voice control  
(2.4GHz gateway is needed)
-  IP65  
Waterproof and dustproof grade IP65
-  Beam angle 25°  
Illumination distance Greater than 15m

## Parameters

**Model No.: FUTC06**  
Input Voltage: AC100~240V 50/60Hz  
Power: 50W  
Working Temperature: -20~60°C  
Color Temperature: 2700K~6500K  
Luminous Flux: 4000LM  
Light Efficiency: 80LM/W  
CRI: >80 PF: >0.9  
Lifespan: 50000 hours  
Beam Angle: 25°  
Illumination Distance: >15m  
IP Rate: IP65  
RF: 2.4GHz  
Control Distance: 30m  
Material: Aluminum  
Product Weight: 2.07kg



**Model No.: FUTC07**  
Input Voltage: AC100~240V 50/60Hz  
Power: 100W  
Working Temperature: -20~60°C  
Color Temperature: 2700K~6500K  
Luminous Flux: 7500LM  
Light Efficiency: 75LM/W  
CRI: >80 PF: >0.9  
Lifespan: 50000 hours  
Beam Angle: 25°  
Illumination Distance: >15m  
IP Rate: IP65  
RF: 2.4GHz  
Control Distance: 30m  
Material: Aluminum  
Product Weight: 4.53kg

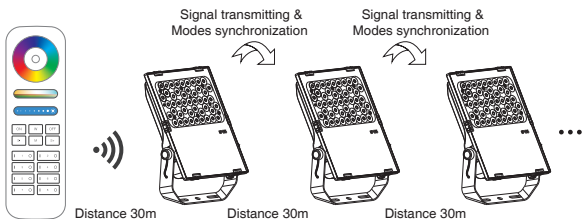


## Signal transmitting

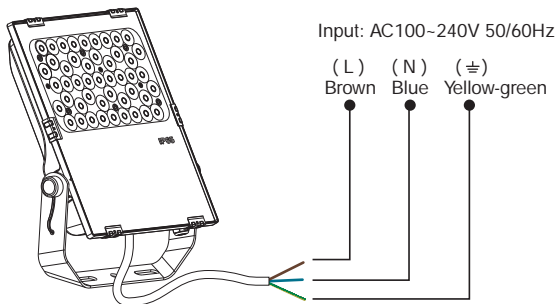
One lighting fixture can transmit the signals from the remote control to another lighting fixture within 30m, as long as there is a lighting fixture within 30m, the remote control distance can be limitless.

## Modes synchronization

Different lighting fixture can work synchronously when they are started at different times, controlled by the same remote, under same dynamic mode and within 30m distance.

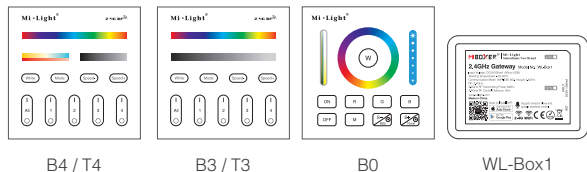
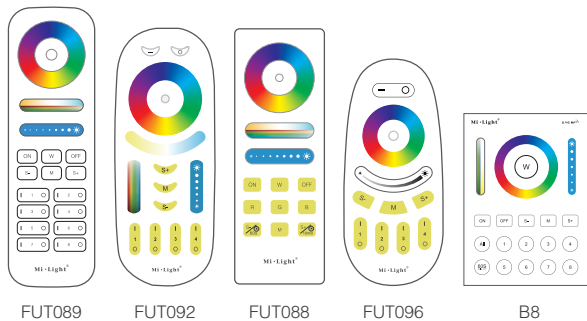


## Connection Diagram



## Link/Unlink

Compatible with these remote controls (Purchased separately)



**NOTE:**

Lighting can be working after linking with remote; for more details, pls read the remote instruction.

## Dynamic Mode Sheet

Number	Dynamic Mode	Brightness / Saturation / Speed
1	Mardi gras	Adjustable
2	Automatic color change	
3	Sam	
4	Gemstone	
5	Twilight	
6	American	
7	Fat tuesday	
8	Party	
9	Slow color splash	

## Attention

- When install the lighting fixtures, pls switch off the power to make sure the safety.
- Please check whether the input voltage supply is in accordance with the lighting fixtures, and please check the connection of both the cathode and anode.
- The working power is high voltage alternating current, so it must be far away from people and must with ground connection.
- As the power is large, user must choose suitable power cable when connecting.
- Non-professional user cannot dismantle the lighting fixtures directly, otherwise, it may cause fire and electric shock.
- Please do not use lighting fixtures around the mental area and high magnetic field, otherwise, it will badly affect the control distance.
- The lighting fixtures will be heating on working, pls do not cover the lighting housing.



Signal transmitting & Modes synchronization

Made in China