

## LoRa 433MHz RF Remote

Model No.: FUT086

Code: AV3649XIAA

### Product Features

This product is a 433MHz frequency wireless remote control. We use LoRa SPSP Modem technology. It can control specified 433MHz series smart lights with color changing, color temperature, saturation and brightness adjustable.

### Technical Parameters

Model No.: FUT086

Voltage: 3V(AAA \* 2PCS)

Transmitting Power: 10dBm

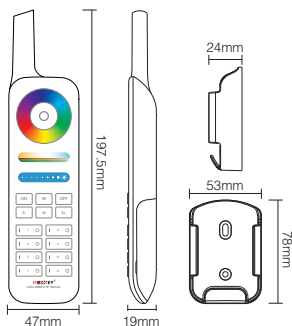
Standby Power Consumption: 16uA

RF: 433MHz

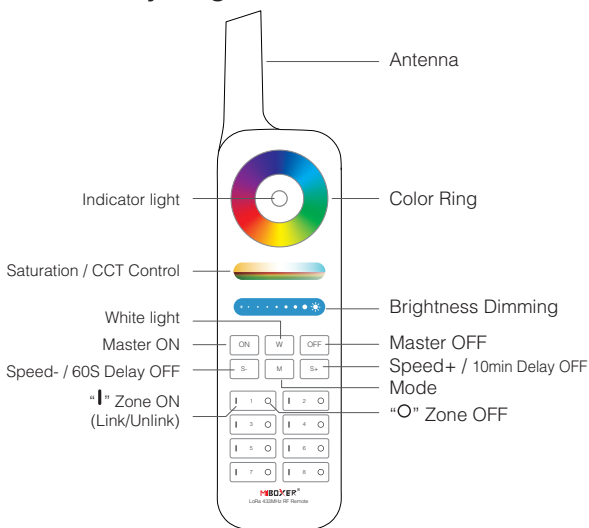
Modulation Method: LoRa Spread Spectrum

Control Distance: 50m(Lamps 0.5m underwater)

Size: 197.5mm\*47mm\*19mm



### Products Key Diagram



Touch the color ring to change colors.



Under white light mode, adjust color temperature;  
Under color light mode, change color saturation.



Slide the brightness slider to adjust the brightness.



Press the button to get white light.



Touch ON button, turn on the linked device.



Touch OFF button, turn off the linked device.



Dynamic mode switching button.



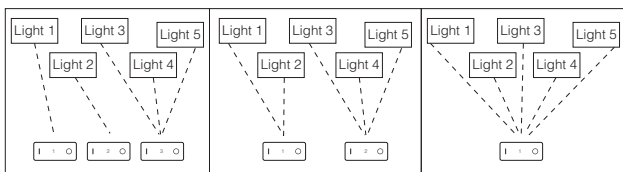
Short press: Lower the dynamic mode speed.  
Long press under static mode, lamp will blink one time into 60S Delay OFF mode.



Short press: Accelerate the dynamic mode speed.  
Long press under static mode, lamp will blink one time into 10min Delay OFF mode.

## Grouping of several lights

You can add an endless numbers of lights to a zone on the 8 channels remote by linking the lights to different zones. This way you are completely flexible in creating different group combinations. Below you can see some grouping examples.



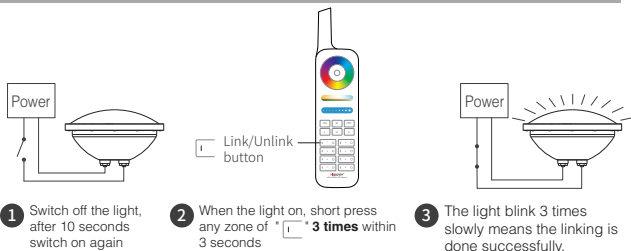
### Remark:


1. The user can re-programme freely as needed. One remote can control countless lamps or controllers, but one lamp or controller can only be controlled by four remotes ( Max ).
2. Please check the battery installation and controller ( totally discharge the power ), when you programme after switching off and switching on.

## Linking&Unlinking

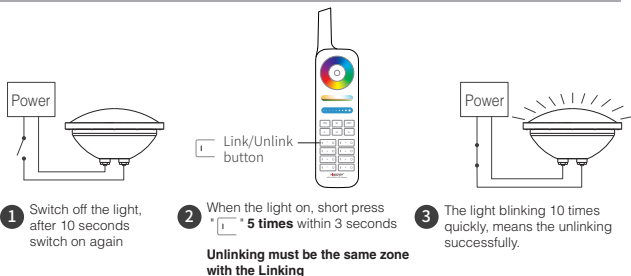
**Remark:** The light can be working after linking with the remote controller.


### Linking Instructions



 If the light not blink slowly, the linking failed, Pls switch off the light again, and follow the above steps again.

### Unlinking Instructions



 If the light not blink quickly, the unlink failed, pls switch off the light again, and follow the above steps to unlink again.

## Attention

1. In the using of the remote, if the indicated lamp blinking quickly, pls change the battery in time. Pls don't use poor quality battery to avoid the leaking of battery liquid to damage the remote controller.
2. This 433MHz remote control system is precise electronic product; don't use it in humid, high temperature, dust and high voltage environment; Saving it at indoor, dry and no static electricity environment.
3. Pls don't use the remote controller on the wide-range metal or strong electromagnetic wave area, otherwise, it will badly affect the controlling distance.