

Mi • Light[®]

User Instruction

Codice: **AV2966XIAA**

Touch Dimming Remote Controller

Model No.: FUT087

Product Features

Touch Dimming Remote Controller is a newly developed remote controller with elegant and fashionable appearance. We use high-precision IC, touching is sensitive and stable. And we adopt 2.4G high frequency wireless control method with the features of low power consumption, long distance transmitting, strong anti-interference and fast communication rate. Working on all our brightness dimming products.

Parameters

Working Voltage: 3V(AAA Battery*2PCS)

Transmitting Power: 6dBm

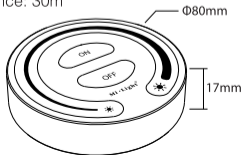
Standby Power: 10uA

Working Temperature: -20~60°C

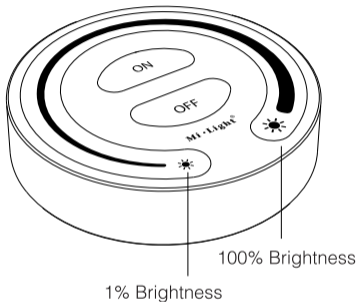
Radio Frequency: 2400-2483.5MHz

Modulation Method: GFSK

Control Distance: 30m



Products Key Diagram

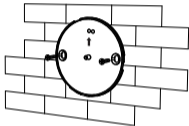


OFF: Short press to turn off the light; Long press to Night Light Mode.

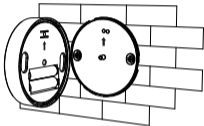
Dimming slider: Touch adjust 1~100% brightness.

Installation

1. Install the remote to the selected place; Keep the two screw on the same level; Install it with arrow up.



2. Install battery(AAA battery*2pcs), then fix it on the base.



3. Press downward and rotate to the left to fix it.



Dismantling: Rotate to the right, then pluck it down.



Linking&Unlinking

Remark: The light can be working after linking with the remote controller.

Linking Instructions

1. Switch off the light, after 10 seconds switch on again.
2. When the light on, short press press " **ON** " **3 times** within 3 seconds.
3. The light blink 3 times slowly means the linking is done successfully.

Noet: If the light not blink slowly, the linking failed, Pls switch off the light again, and follow the above steps again.

Unlinking Instructions

1. Switch off the light, after 10 seconds switch on again.
2. When the light on, short press " **ON** " **5 times** within 3 seconds.
3. The light blinking 10 times quickly, means the unlinking successfully.

Noet: If the light not blink quickly, the unlink failed, pls switch off the light again, and follow the above steps to unlink again.

Attention

1. Remote controller only control specified Mi-Light products; not all Mi-Light series can work on this remote controller.
2. In the using of the remote, if the indicated lamp blinking quickly, pls change the battery in time. Pls don't use poor quality battery to avoid the leaking of battery liquid to damage the remote controller.
3. Please keep your finger off the touch ring when installing the batteries, to improve its sensitivity, and use the remote (3 seconds later) after the batteries are installed. Please reinstall the batteries, if the fouch ring is found low-sensitivity.
4. This 2.4GHz remote control system is precise electronic product; don't use it in humid, high temperature, dust and high voltage environment; Saving it at indoor, dry and no static electricity environment.
5. Pls don't use the remote controller on the wide-range metal or strong electromagnetic wave area, otherwise, it will badly affect the controlling distance.



Made in China