



TURN AND ZOOM

Faretto orientabile dotato di zoom: ruotando la ghiera è possibile allargare o restringere il fascio luminoso a seconda delle esigenze espositive, mantenendo sempre i contorni ben definiti.

Montato su astina regolabile in altezza e in rotazione (per 355°) solo con la pressione della mano, senza l'ausilio di strumenti.


Design elegante e raffinato, si integra nell'ambiente in cui viene installato senza essere invadente. Indicato per l'illuminazione mirata di teche e vetrine dove esalta al meglio dettagli e particolari degli oggetti esposti.

Adjustable spotlight with zoom: by rotating the ring nut, it is possible to widen or narrow the light beam according to the display needs, always keeping the contours well defined.


It is mounted on a stem which can be adjusted in height and rotation (by 355°), without tools, but only with hand pressure.

With a refined and elegant design it is perfectly integrated into the environment where it is installed without being intrusive. Suitable for lighting display cases and cabinets where it highly enhances details and particulars of the exhibits.

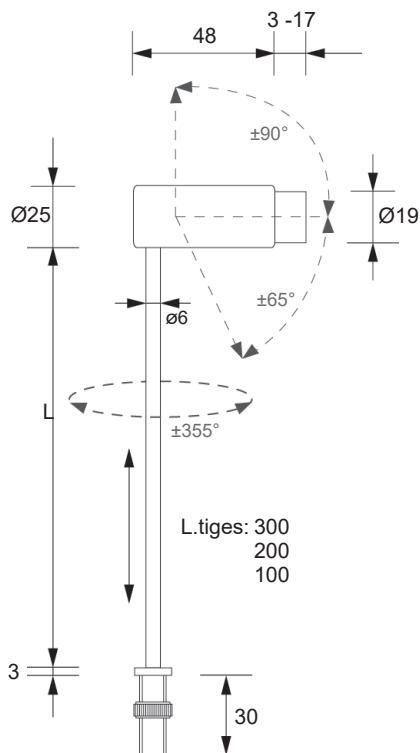

ZOOM IN



ZOOM OUT



AV02223GN



Code: AV02223GN 1 led

Protezione dai corpi solidi $\varnothing > 1 \text{ mm}$
Protection against solid objects $\varnothing > 1 \text{ mm}$



Class III



Incasto a soffitto, a parete e dal basso verso l'alto
Ceiling, wall and bottom up recessed



Zoom $8^\circ > 45^\circ$



Cavo 50 cm in dotazione
50 cm cable included



Potenza 4W
Potenza 4W



Collegare in serie 350mA
Connect in series at 350mA



Orientabile $\pm 155^\circ$ e $\pm 355^\circ$
Adjustable $\pm 155^\circ$ and $\pm 355^\circ$



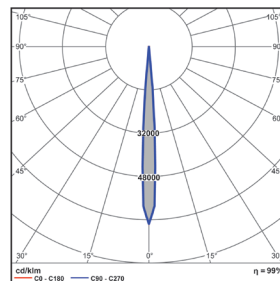
85 gr



$\varnothing 12 \text{ mm}$

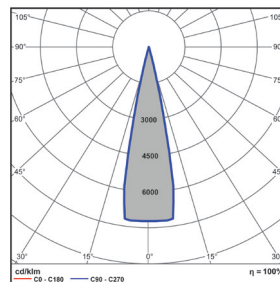


8° - 4W - 4000°K



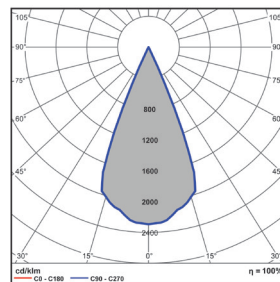
Distanza [m]	Diametro cono [m]	E ₀ ' [lx]	E ₁₀ ' [lx]
0.50	0.07	10110	3.8'
1.0	0.13	2752	3.8'
1.5	0.20	1223	3.8'
2.0	0.27	688	3.8'
2.5	0.33	440	3.8'
3.0	0.40	308	3.8'

25° - 4W - 4000°K



Distanza [m]	Diametro cono [m]	E ₀ ' [lx]	E ₁₀ ' [lx]
0.50	0.20	2225	11.5'
1.0	0.41	556	11.5'
1.5	0.61	247	11.5'
2.0	0.81	139	11.5'
2.5	1.0	89	11.5'
3.0	1.2	63	11.5'

45° - 4W - 4000°K



Distanza [m]	Diametro cono [m]	E ₀ ' [lx]	E ₁₀ ' [lx]
0.50	0.41	1248	22.1'
1.0	0.81	312	22.1'
1.5	1.2	138	22.1'
2.0	1.6	78	22.1'
2.5	2.0	50	22.1'
3.0	2.4	35	22.1'

FINISHES

Black

COLOURS

- Cool white
- Natural white
- Warm white 3000°K
- Warm white 2700°K